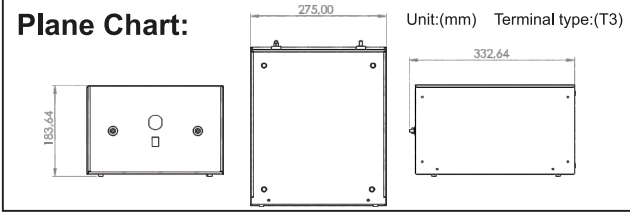


12.8 V 150 Ah LiFePO4



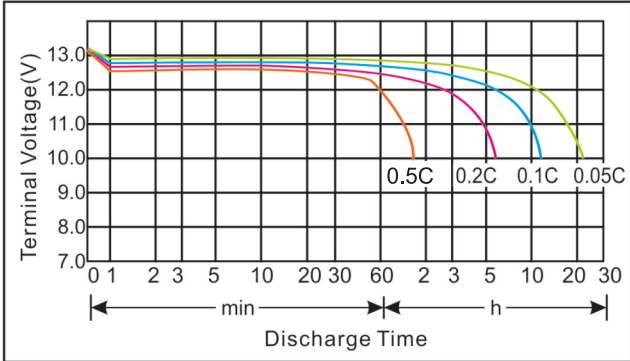
- Extremely durable and reliable
- High charging efficiency with high current
- Improved cycle life performance
- Improved 100% Domestic BMS Technology
- Vibration resistant (suitable for mobile applications)
- Series and parallel connection capability



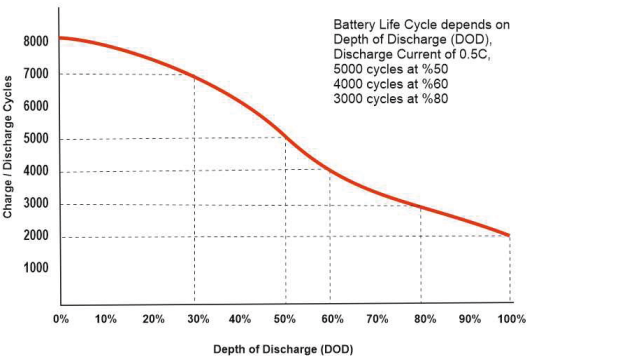
Parameter Chart:

Volts		12V	
Capacity(25°C)	10 hours rate (15A)	150Ah	
Internal Resistance	Full Charged Battery 25°C	≤ 15mΩ	
Capacity Affected By Temperature	40°C	101%	
	25°C	100 %	
	0°C	93 %	
	-20°C	80 %	
Residual Capacity (25°C)	Capacity After 3 Months Storage	91 %	
	Capacity After 6 Months Storage	82 %	
	Capacity After 12 Months Storage	60 %	
Charge (Constant Voltage)	Cycle (25°C)	Recomended Initial Charging Current Less Than 45A Voltage 14,2 - 14,6 V	
Discharge Current (25°C)	75A (Max. continuous) 150A (5 seconds)		
Weight (Approx)		15 kg +/- %10	

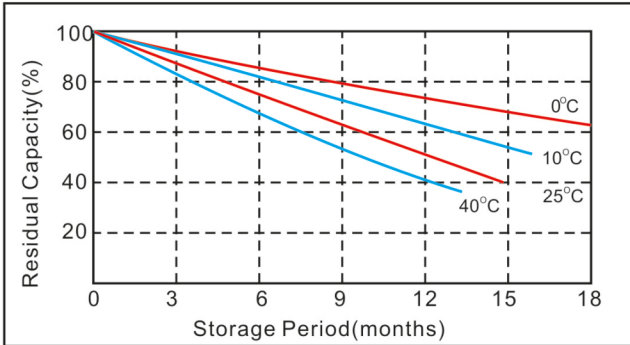
Discharge Current 25°C



Cycle service life in relation to the depth of discharge



Residual Capacity



Constant Current Discharge Characteristics (A, 25°C)

F.V/Time	2h	3h	4h	5h	8h	10h	20h
10V	100	66.7	50	40	25	20	10

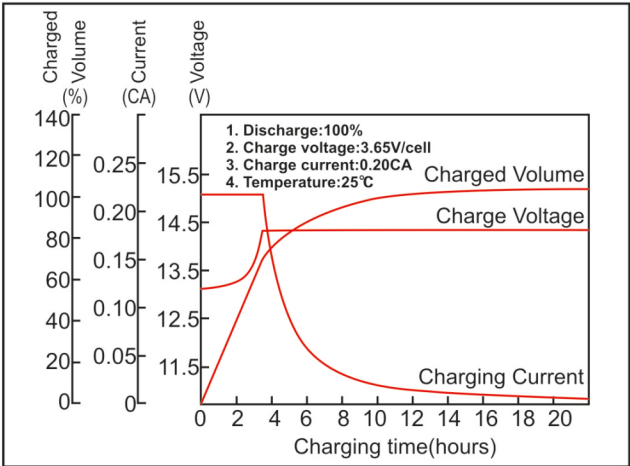
Constant Power Discharge Characteristics (Watt, 25°C)

F.V/Time	2h	3h	4h	5h	8h	10h	20h
10V	1200	800	600	480	300	256	128

Capacity Factors With Different Temperature

Battery Type	-20°C	-10°C	0°C	5°C	10°C	20°C	25°C	30°C	40°C	45°C
Li Battery	12V	73%	82%	93%	95%	97%	100%	100%	101%	102%

Constant voltage charging characteristics



★The above are average and data obtained from the first 3 charge/discharge cycles. These are not minimum values.